




GASTROSECRETS

The Keepers
of the
Recipe Book

Vilanova i la Geltrú



This publication has been produced with the financial assistance of the European Union under the ENI CBC Mediterranean Sea Basin Programme. The contents of this document are the sole responsibility of Fundació Privada i2CAT, Internet i Innovació Digital a Catalunya "i2Cat" and can under no circumstances be regarded as reflecting the position of the European Union or the Programme management structures.



This work has been funded in the frame of the MEDGAIMS project with reference A_A.1.3_209, funded by the European Union under the ENI CBC Mediterranean Sea Basin Programme with a maximum contribution of 2.1 million euros.

Statement about the Programme:

"The 2014-2020 ENI CBC Mediterranean Sea Basin Programme is a multilateral Cross-Border Cooperation (CBC) initiative funded by the European Neighbourhood Instrument (ENI). The Programme objective is to foster fair, equitable and sustainable economic, social and territorial development, which may advance cross-border integration and valorise participating countries' territories and values. The following 13 countries participate in the Programme: Cyprus, Egypt, France, Greece, Israel, Italy, Jordan, Lebanon, Malta, Palestine, Portugal, Spain, and Tunisia. The Managing Authority (MA) is the Autonomous Region of Sardinia (Italy). Official Programme languages are Arabic, English and French. For more information, please visit: www.enicbcbmed.eu

Statement about the EU:

"The European Union is made up of 27 Member States who have decided to gradually link together their know-how, resources and destinies. Together, during a period of enlargement of 50 years, they have built a zone of stability, democracy and sustainable development whilst maintaining cultural diversity, tolerance and individual freedoms. The European Union is committed to sharing its achievements and its values with countries and peoples beyond its borders".

Legal Deposit: B 18665-2021

ACKNOWLEDGEMENTS

The development of the case "The Keepers of the Recipe Book" in Vilanova has been possible thanks to the collaboration of:

- Hospitality industry trade of Vilanova
- The 6 Recipe Keepers **K**
- Library-Museum Victor Balaguer
- Regional archive of Garraf
- Municipal markets of Vilanova i la Geltrú
- City council of Vilanova i la Geltrú:
Area of Economic Promotion and City Projection,
Urban Project Planning and
Works Service
- Espai Far
- New and Old fishing cooperative
- Fish market, fishermen's association

Welcome to the case "The Keepers of the Recipe Book"!

From now on you will begin your journey as agent of Agency of Secrets. A day full of emotions awaits you in Vilanova, to discover the best-kept gastronomic secrets of the history!


To encourage you to solve the case, we leave you a sample of what awaits you as a reward:



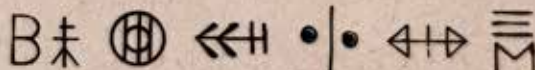
So, take your strength and go for it!
You have a very succulent case in your hands!

Before solving the case, please note:

In this notebook you will find 3 missions to complete, in the following order:

1. Find the hidden ingredients and complete the recipes. The ingredient locations  are listed from 1 to 6 on the map.

2. Locate the Keepers **K** listed from 7 to 12 on the map and solve their riddles. Each guardian custody a receipt associate to the following seafaring symbols:



3. Locate the Doctor and hand over the recipe book. You will only be able to locate the Doctor when you find the ingredients and solve the riddles of the Keepers.

4. To complete the missions, you will find:

- Letter + note: explaining the story and the 3 missions of the case.
- Map with the location of hints to solve the first and second mission.

Important information:

- The game last 2 hours if you decide to make it at once. If you would like to walk and enjoy Vilanova i la Geltrú, you could extend the game to play all day long. To make it nicer remember to make stops to discover leisure areas and charming points of the city, and don't forget about the local gastronomy!

- To play the game its necessary to walk, in order to pursue the final objective.

- Hints to solve the missions are all in outdoor spaces. **Except for the 3rd mission.**

- The game can be played during all day. Except for the resolution of the final riddle (3rd mission), that has the following schedule:

Tuesday to Friday from 10am to 2pm and from 5pm to 7pm.

Thursday afternoon from 7pm to 9pm.

Saturdays from 11 am to 2 pm and from 5 pm to 7 pm.

Sundays from 11am to 2pm.

Closed on Monday.

Online information is not required.

If you need extra hints, Vilanova's population will help you.

Good luck!

30th September 1909, Zeluán (Morocco)

My name is Antoni Juncosa, I am 42 years old and I am a cook from Vilanova i la Geltrú. I am in Zeluán, near Melilla and I am mortally injured. Today we have had a serious battle in this failed war. Here I find myself at death's door, and with a secret assignment that I don't want to take to my grave...

The night of 26th October 1884, I was a young cook doing my first service as kitchen assistant at the inauguration of the Victor Balaguer Library-Museum, and it was a memorable night. At the end of the service, I found a note in my apron pocket. The note was written on the menu, and signed by the Agency of Secrets, which made me a member of it.

Read the note carefully before continuing with the letter!

I need your help: before leaving for the front, I hid the recipes to ensure that they are not discovered, as the Agency of Secrets asked for the ultimate secrecy. Each recipe is guarded by a different Keeper. Unfortunately, I have not had time to fulfil the mission and have not been able to get them to the Doctor.

I beg you to find the recipes with their ingredients, locate the Keepers, and deliver the recipes to the Doctor.

From now on, you are members of the Agency of Secrets.

Good luck!

Antoni Juncosa



CASE N°

036

EVIDEN.

01

DESC.

Letter.

Antoni Juncosa.

1909

INAUGURATION OF THE BIBLIOTECA-MUSEO-BALAGUER

MENU

Risoto á la Valencienne.
Friture á la Samaritaine.
Filet á la Moscovite.
Lubine á la Bouffon.
Prême de Perdreaux á la Moneieur.
Pintades aux truffes.
Galantine á la Museo-Balaguer.
Biscuit Glacé.
Dessert assorti.

Jerez.
Burdeos.
Champagne frapé.
Café.
Chartreuse.


Dear Antoni, this dinner you've cooked is quite good, but I'm missing more of our food, I'm fed up with so much Frenchified food. As a native of Vilanova, I miss the searing tastes, traditional dishes that no one has ever dared to write about, and which, with so much French fashion and so much butter everywhere, I'm beginning to think we'll forget. I have received a prestigious and secret mission from a mysterious doctor, a friend of His Majesty's Chef, but as I am a busy man and work often takes me away from my city, I have decided to pass the mission on you. You have to collect the best flavours, those dishes that are cooked with love for Vilanova, those that only grandmothers and sailors cook, and often take their secret to the grave. Collect them and send them to the Doctor.

I ask for maximum secrecy.

Agency of secrets.

Restaurant of the Train Station

ova i la Geltrú 18 October 1884.

	CASE Nº 036	EVIDEN. 02	DESC. Museum Opening Menu. 1884
--	-----------------------	----------------------	--



START

1st mission:

Look for the hidden ingredients

Look for the 21 ingredients hidden by Vilanova i la Geltrú and complete the 6 recipes.

The ingredients are distributed in 6 emblematic spaces of the city. The map will help you to locate them. (*)

Pay attention at the symbols that you will find in the ingredients. Ingredients might be in more than one recipe!

*All the ingredients are located on the walls of the exterior facades of the 6 spaces listed in the map from 1 to 6 and with a track marked in red.

If you detect that any element is broken and makes you unable to continue with the mission, please contact the members of the Agency of Secret: info@turismovivencial.com

This way we will be able to re-establish the necessary elements and the agents that give continuity to the case will be able to solve it correctly.

Ingredients and seafaring symbology

Example of ingredient:

Each of the 21 ingredients are link to one or more recipes via different seafaring symbols.




Example:


The ingredient of the Onion has 3 different symbols:




You will find a specific symbol in each one of the 6 recipes you will find in the following pages.

Onion: 3 seafaring symbols = 3 recipes.

The symbol  corresponds to the "Coca Enramada" recipe

The symbol  corresponds to the "Sípia Bruta" recipe

The symbol  corresponds to the "Duck with Vilanova's Prawns" recipe

Find the hidden ingredients and complete the recipes.

**DUCK WITH
VILANOVA'S PRAWNS**



 PROVA/PRUEBA/EVIDENCE	CASI/CASO/CASE 1971
	RECIBIDA A / ENCONTRADA EN/ COLLECTED ON Carrer de Santa Madrona, nº 1
	DATA/FECHA/DATE 07/09/1899
	HORA/HOUR 12:43



Find the hidden ingredients
and complete the recipes.

XATÓ

	CAS/CASO/CASE	1901
	RECOLLIDA A / ENCONTRADA EN / COLLECTED ON	
Passeig del Carme, nº 31		
PROVA/PRUEBA/EVIDENCE	DATA/FECHA/DATE	
	05/09/1899	
	HORA/HOUR	
	23:48	

1 E _ _ _ _ _
1

125g of crumbled _ _ _
2

100g of crumbled _ _ _ _ _
6 7

12 A _ _ _ _ _ fillets
4

Black _ _ _ _ _
3

R _ _ _ _ _ sauce
5

This recipe is kept by the Keeper...

1 3 5 7 2 4 6

A little history!



The origin of xatá is located in the world of wine. After the harvest by the end of summer, the wine rested until winter, when it was tasted. At the moment to taste it the winemaker was inserting a small tap in the barrel; this process have the name of "aixetonar".

At this point was celebrated "the new wine festival" with meals elaborated with salty ingredients such as fish, which were found in the houses of the peasants, accompanied with winter seasonal vegetables of green leaves and a special sauce. This ritual meal that accompanied the ceremony of "aixetonar" the wine barrel is the origin of the current Xatá.

Find the hidden ingredients
and complete the recipes.

ASMARRIS

	CAS/CASO/CASE	1901
	RECOLLIDA A / ENCONTRADA EN / COLLECTED ON Carrer del Comerç, nº 2	
PROVA/PRUEBA/EVIDENCE	DATA/FECHA/DATE 12/09/1899	
	HORA/HOUR 11:03	

B

6 4

3 M

3

3 *slices*

7

6 *cloves*

1

1 glass of

5

F

2

This recipe is kept by the Keeper...

4 1 7 2 5 3 6

A little history!



"Asmarris" is a typical seafood dish, a mess that is not very well known outside seafaring circles, and does not usually appear on restaurant menus. It is a simple dish that fishermen, who used the art of light fishing - night fishing -, prepared for breakfast as it was cooked on the beach when they arrived in port early in the morning, with the proportion of fish that corresponded to them as part of their pay.*

**Mess or communal meal, (Rancho in Spanish): authentic seafood cuisine that is cooked on the boats or on the sand of the beach. They use the least valued species caught during the long days at sea.*

*Find the hidden ingredients
and complete the recipes.*

COCA ENRAMADA

	CAS/CASO/CASE	1901
	RECOLLIDA A / ENCONTRADA EN / COLLECTED ON Carrer de la Llibertat, nº 107	
PROVA/PRUEBA/EVIDENCE	DATA/FECHA/DATE	
	02/09/1899	
	HORA/HOUR	
	03:17	

250g of 1 — — — — R

115g of B 3 — — — —

200g of black 7 — — — — paste

50g of 6 4 — — 2 confit

4 sliced G 5 — — — — - — — — —

B — — — — —
— — — — —

This recipe is kept by the Keeper...

7 6 1 4 2 5 3

A little history!



Coca enramada is a variety of "recapte" coca (bread base with ingredients already cooked, this is consider a leftovers recipe) from the Peredés-Garraf area, where other less common ingredients were added. The recipe is very old, from medieval times. Vilanova's Coca enramada is made with local ingredients, vegetables and local fish.

*Find the hidden ingredients
and complete the recipes.*

DUCK WITH VILANOVA'S PRAWNS

	CAS/CASO/CASE 1901
	RECOLLIDA A / ENCONTRADA EN/ COLLECTED ON Carrer de Santa Madrona, nº 1
PROVA/PRUEBA/EVIDENCE 	DATA/FECHA/DATE 07/09/1899
	HORA/HOUR 12:43

1 whole _ _ _ _

8 P _ _ _ _
4

O _ _ _ _
1

_ O _ _ _ _
6 5 2

Sweet _ _ _ _
3

This recipe is kept by the Keeper...

_ L F _ _ _ _
3 1 5 2 4 6

A little history!



Vilanova's star product, the prawn. It is a fisherman's treasure. It is fished at depths of more than 500 metres in the so-called fishing grounds, an underwater landscape formed by steep, deep valleys, very close to the coast, where nutrients accumulate and favour the presence of the prawn. This proximity to the coast makes it one of the tastiest and most nutritious red prawns.

The prawn is actually white-transparent in colour and only turns red on contact with light.

A characteristic feature of the red prawn is that it is always born male, decides to change sex and becomes female after 2 to 3 years. It reproduces three times a year and takes care of its eggs in its head, where we also find its heart.

	CAS/CASO/CASE 1901
	RECOLLIDA A / ENCONTRADA EN / COLLECTED ON Passeig Marítim, nº 63
PROVA/PRUEBA/EVIDENCE B 未	DATA/FECHA/DATE 03/09/1899
	HORA/HOUR 09:26

5 — — $\frac{3}{7}$ — $\frac{6}{6}$ bulbs

Grated T — — — — — $\frac{4}{8}$ — — — — —

4 P — — — — — 5 — — — — — 9 — — — — —

1kg de H

1 — — — — S — — — —

This recipe is kept by the Keeper...

EL 6 4 1 8 D 9 7 2 5 3

A little history!



The "All Crenat" is a typical 19th century seafood dish, not intended to be eaten by many, unlike the mess, but for those who worked on small boats (about four people). It is also a quick-cooking dish, a kind of fast food for fishermen, which allowed them to eat without having to stop working. It was traditionally cooked in a clay or iron pot.

It is a simple recipe that today has become one of Vilanova's culinary treasures. Every year for the Festivity of Sant Pere (patron saint of fishermen), there are days dedicated to "All Crenat", which include competitions to prepare the dish in the traditional way, in order to win the prize of "Patron of All Crenat".

Find the hidden ingredients
and complete the recipes.

SÍPLA BRUTA

	CAS/CASO/CASE 1901
	RECOLLIDA A / ENCONTRADA EN / COLLECTED ON
Carrer del Vapor, nº 16	
PROVA/PRUEBA/EVIDENCE	DATA/FECHA/DATE 06/09/1899
	HORA/HOUR 16:37

1kg of C $\frac{\quad}{6}$ $\frac{\quad}{7}$ $\frac{\quad}{\quad}$ $\frac{\quad}{\quad}$ $\frac{\quad}{\quad}$ $\frac{\quad}{\quad}$ $\frac{\quad}{\quad}$ $\frac{\quad}{\quad}$

1kg de diced P

1 $\frac{1}{1}$ — $\frac{4}{4}$ — — — *bulb*

2 ripe T

1 O — — — —
5

This recipe is kept by the Keeper...

6

7 2 4 6 5 1 3

A little history!



The history of this curious dish is also the history of popular gastronomy over the last 100 years in the capital of Garraf. Dirty cuttlefish (Sepia a la bruta) was one of the fishermen's traditional dishes, but the rush and social changes that have taken place in recent years have pushed the cuttlefish to one side and the dirty cuttlefish to the other, as some fishermen say. The reasons for the disappearance of the dish is due to the time needed to cook the cuttlefish "a la bruta"; between 45 and 90 minutes.

The name of the dish does not come from the colour or an added ingredient, but from the way the cuttlefish is cooked as all the raw ingredients are added at the same time in a casserole and left to cook for more than an hour, in Spanish there is the expression "a la bruta" to explain that.

2nd mission:

*Find the keepers
and solve their riddles.*

Congratulations! If you have arrived to the 2nd mission means that you have already found all the ingredients of the 6 recipes and you have discovered the name of the 6 keepers **K** that custodies them.

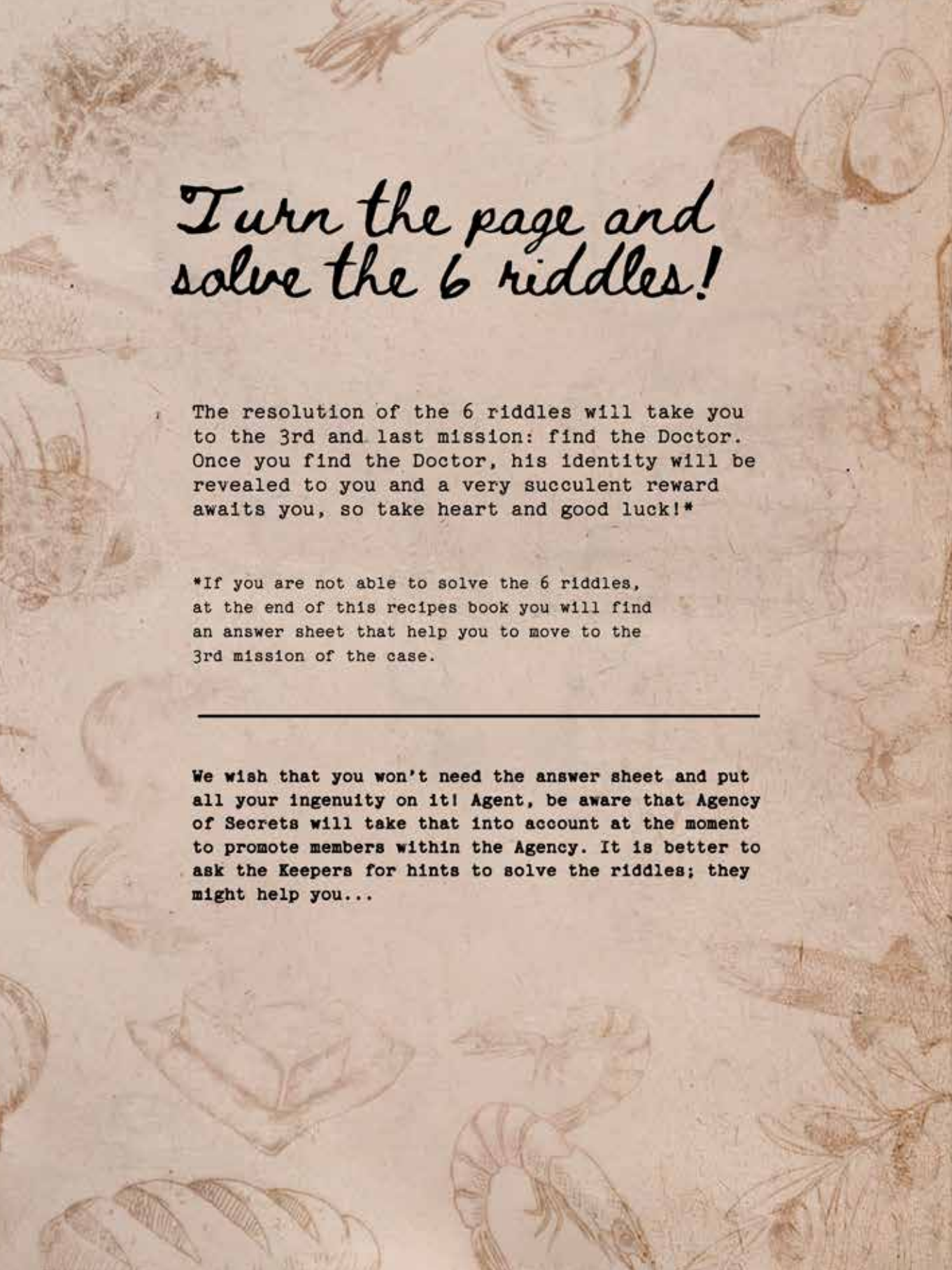
Now following the green itinerary of the map, locate the keepers listed from 7 to 12 and visit them! Take into account the seafaring symbol that appears in the receipt and find the symbol in the map next to the keeper **K** to know to which keeper corresponds.

Once you are in front of each Keeper (*) you have to solve the riddle.

There is a total of 6 riddles, each associated to a different Keeper.

*It is not necessary to enter into the keeper's house, the riddle can be solved from outside, just have to look carefully.

We encourage you to taste some of the recipes that you have discovered at the guardian's house!



Turn the page and solve the 6 riddles!

The resolution of the 6 riddles will take you to the 3rd and last mission: find the Doctor. Once you find the Doctor, his identity will be revealed to you and a very succulent reward awaits you, so take heart and good luck!*

*If you are not able to solve the 6 riddles, at the end of this recipes book you will find an answer sheet that help you to move to the 3rd mission of the case.

We wish that you won't need the answer sheet and put all your ingenuity on it! Agent, be aware that Agency of Secrets will take that into account at the moment to promote members within the Agency. It is better to ask the Keepers for hints to solve the riddles; they might help you...

The Keepers know where the Doctor is! In order for you to discover his location, solve the following riddles. Remember that each seafaring symbol corresponds to one of the 6 Keepers' recipes:



=> Recipe "Xat6"



I cling to the seabed



I give colour to the neighbourhood




I often carry wine but during the modernism as decoration I was used.



All day long turning and turning without getting anywhere



Too young to die



Since 1903 getting punched

Seafaring symbology: the majority of fishing boats has symbols to their poles, nets and tackle mark with fire to prevent loss or theft.

Today, some shipowners still use them.

Solve the 6 riddles



A _____


B 未

N

6

B

2



B

1

OF

7

3



C



T

- F

4



5

O



3rd mission:

Solve the final riddle



Place the numbered letters of the resolution
of the 2nd mission according to the numbers...

FIND ME AT

1 2 3 4 U 5 6 7

GO TO THE LOCATION YOU HAVE DISCOVERED*
LOOK FOR THE DOCTOR'S NAME.

Get into the location and demonstrate that you have
completed the recipe book.

This is the only way to obtain the reward.

*The map will help you to
find the location

Get ready to learn to cook the 6 recipes of
traditional dishes of Vilanova i la Geltrú!

ONLY
VISUAL
ACCESS

ANSWER SHEET FOR THE 2ND MISSION

ONLY
VISUAL
ACCESS

TOP SECRET



AGENCY
OF
SECRETS

• CLASSIFICATED •

ULTRA
TOP SECRET

USE ONLY IN CASE OF EMERGENCY



• MORTAR

40 TWENTY-FIVE

M CLOCK

40 BOTTOM OF BOTTLES

B& NAVY BLUE

ANCHOR



Solve the 6 riddles

ONLY
VISUAL
ACCESS

TOTAL DISCRETION

ONLY
VISUAL
ACCESS



Agents wanted! Are you ready?

What is it?

The Agency of Secrets® is an organization linked to the history of the city, which ensures that secrets do not fall into the wrong hands. The Agency of Secrets put at your disposal 9 cases, all spread around the city. For every solved case, the agents will discover characters, places, facts and the hidden story of the Agency.

Where does it take place?

A Vilanova i la Geltrú.

Who can participate?

Everyone who wants to become an agent of The Agency of Secrets.

How can I become an agent?

Firstly, scan the code and download the Agency of Secrets app. Secondly, choose which one of the cases you want to solve. Then you will be instructed on how to start the investigation. To resolve most of the cases, you will need to visit different locations of Vilanova i la Geltrú.

CASE LIST:

- Agency of Secrets
- The Grandpa
- Gastrosecrets. The Keepers of the Recipe Book
- Layers of History
- Escapebook. The Secret Library
- The Seventh Book
- Smugglers
- Souls
- Surge et Ambula
- Underground



The Agency of Secrets® is a trademark that identifies a set of gaming experiences, with a common storytelling, where the city of Vilanova i la Geltrú is explored through physical and virtual environments. The Agency of Secrets® has been created as part of the MED GAIMS Gamification for Memorable tourist experienceS project founded by the European Union under the ENI CBC Mediterranean Sea Basin Programme.

THIS GAME HAS BEEN PRODUCED WITH THE FINANCIAL ASSISTANCE OF



neapolis

